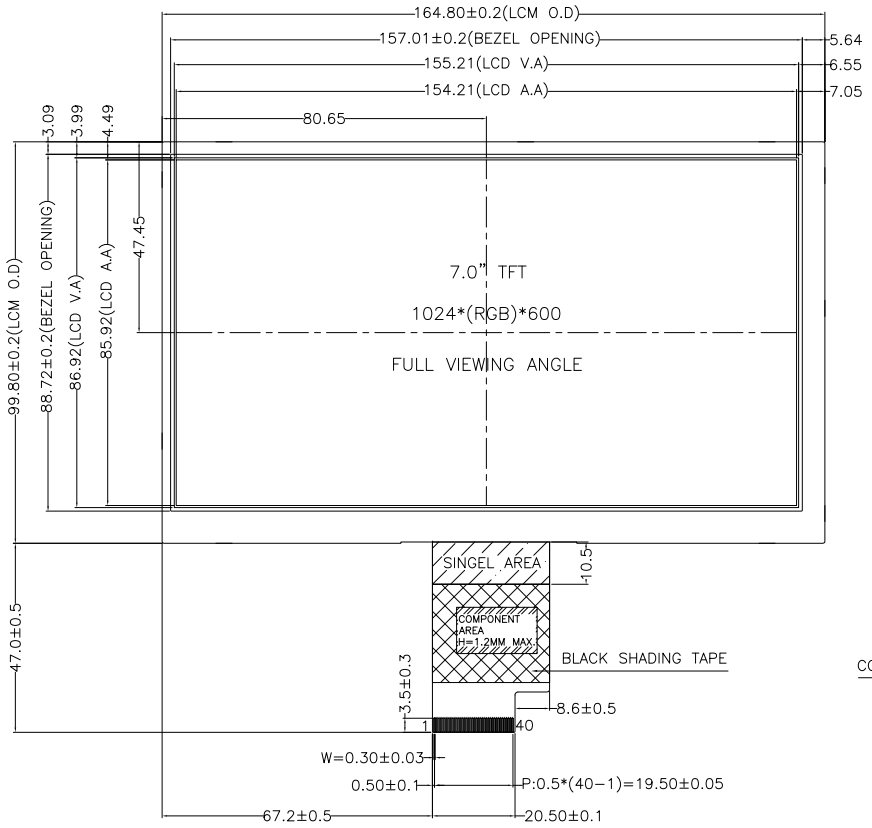

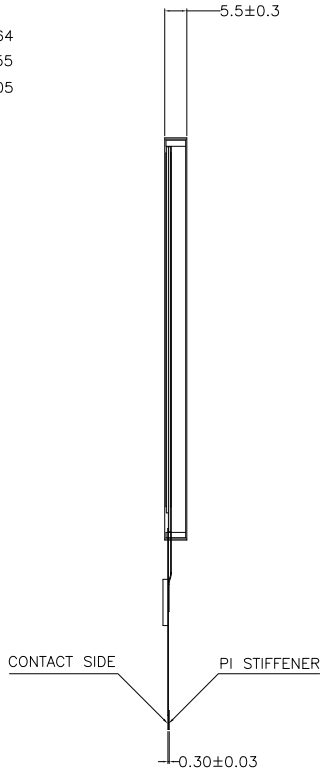

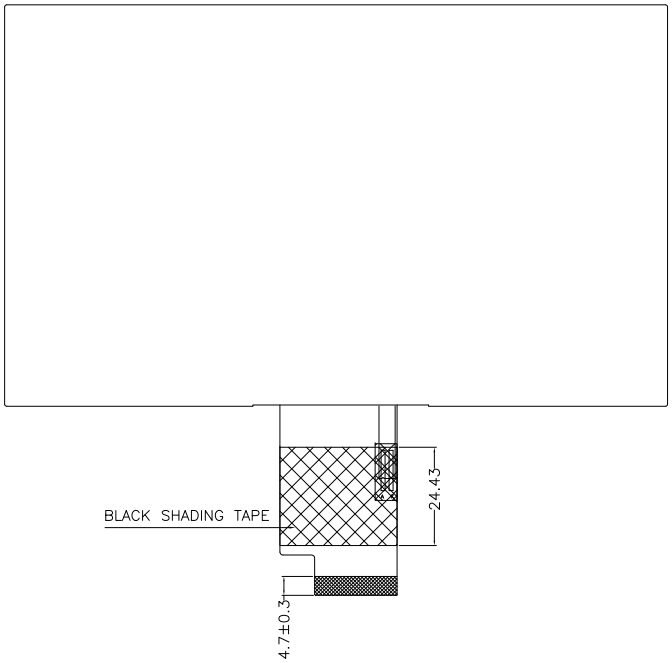

PIN DESCRIPTION	
PIN	SYMBOL
1	VCOM
2	DVDD
3	DVDD
4	NC
5	RESET
6	STBYB
7	GND
8	NIND0
9	PIND0
10	GND
11	NIND1
12	PIND1
13	GND
14	NIND2
15	PIND2
16	GND
17	NINC
18	PINC
19	GND
20	NIND3
21	PIND3
22	GND
23	NC
24	NC
25	GND
26	NC
27	NC
28	SELB
29	AVDD
30	GND
31	LED_K
32	LED_K
33	SHLR
34	UPDN
35	VGL
36	NC
37	NC
38	VGH
39	LED_A
40	LED_A

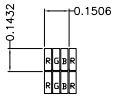

DETAIL A
(SCALE 40:1)

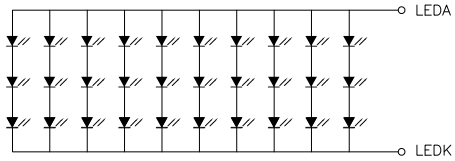

BACKLIGHT CIRCUIT DIAGRAM

NOTES:

1. DISPLAY TYPE: TFT, TRANSMISSIVE, NORMALLY BLACK
2. OPERATING VOLTAGE: DVDD=3.3V (TYP.)
3. VIEWING DIRECTION: FULL VIEWING ANGLE
4. DRIVER IC: HX8282A11 + HX8696
5. OPERATING TEMP.: −20°C ~ 70°C
6. STORAGE TEMP.: −30°C ~ 80°C
7. LED BACKLIGHT: 30−CHIP WHITE LED, IF=300mA, VF=8.4V~10.2V
8. SURFACE LUMINANCE: 1000CD/M^2 (TYP.)
9. TOP POLARIZER SURFACE TREATMENT: ANTI−GLARE
10. GENERAL TOLERANCE: ±0.3MM
11. ROHS COMPLIANT

VER.	REVISED DESCRIPTION	REVISER	DATE
01	FIRST ISSUE	RITA	2020.02.27

MULTI−INNO TECHNOLOGY CO., LTD.

DRAWN BY:	RITA 2020.02.27		MODULE P/N: MI0700BNT−6
CHECKED BY:		SCALE : 1/1	
APPROVED BY:		UNIT: mm	DESCRIPTION: TFT MODULE
VERSION NO:	01	SHEET NO.: 1/1	